

SPACE SUSPENSION

D91122

GENERAL

Series: Space
Brand: Milan
Division: Design
Mounting Type: Suspension
Mounting Location: Ceiling
Subcategory: Pendant

PHYSICAL

Shape: Abstract
Width (mm): 108
Width (in): 4 1/4
Height (mm): 730
Height (in): 28
Weight (kg): 1.4
Weight (lbs): 3
Fixture Finish: Metallic Gray
Fixture Material: Aluminum

ELECTRICAL

Number of Lamps: 3
Lamp Type: LED Retrofit
Lamp Shape: T4
Bulb Included: Bulb Not Included
Total Output Wattage (W): 9
Max. Wattage Per Lamp (W): 3
Lamp Base: G9
Input Voltage (V): 120

LED

OPTICAL

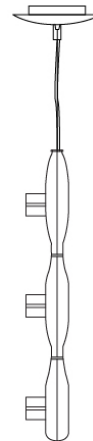
RATINGS AND CERTIFICATIONS

Certified By: CSA Certified to UL and CSA Standards
IP rating: IP20

PROJECT	_____
TYPE	_____
NOTES	_____
QUANTITY	_____
DATE	_____



108mm 4 1/4"



730mm 28 3/4"



SPACE SUSPENSION

D91123

GENERAL

Series: Space
 Brand: Milan
 Division: Design
 Mounting Type: Suspension
 Mounting Location: Ceiling
 Subcategory: Pendant

PHYSICAL

Shape: Abstract
 Length (mm): 866
 Length (in): 34 1/4
 Width (mm): 108
 Width (in): 4 1/4
 Height (mm): 1570
 Height (in): 62
 Weight (kg): 2.3
 Weight (lbs): 5
 Fixture Finish: Metallic Gray
 Fixture Material: Aluminum

ELECTRICAL

Number of Lamps: 4
 Lamp Type: LED Retrofit
 Lamp Shape: MR16
 Bulb Included: Bulb Not Included
 Total Output Wattage (W): 12
 Max. Wattage Per Lamp (W): 3
 Lamp Base: GU10
 Input Voltage (V): 120

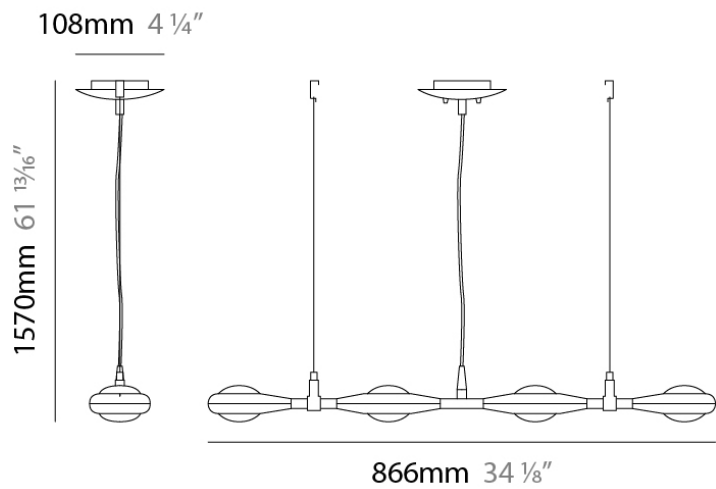
LED

OPTICAL

RATINGS AND CERTIFICATIONS

Certified By: CSA Certified to UL and CSA Standards
 IP rating: IP20

PROJECT	
TYPE	
NOTES	
QUANTITY	
DATE	



SPACE SUSPENSION

D91124

GENERAL

Series: Space
 Brand: Milan
 Division: Design
 Mounting Type: Suspension
 Mounting Location: Ceiling
 Subcategory: Pendant

PHYSICAL

Shape: Abstract
 Length (mm): 866
 Length (in): 34 1/4
 Width (mm): 108
 Width (in): 4 1/4
 Height (mm): 1570
 Height (in): 62
 Weight (kg): 2.3
 Weight (lbs): 5
 Fixture Finish: Metallic Gray
 Fixture Material: Aluminum

ELECTRICAL

Number of Lamps: 4
 Lamp Type: LED Retrofit
 Lamp Shape: T4
 Bulb Included: Bulb Not Included
 Total Output Wattage (W): 12
 Max. Wattage Per Lamp (W): 3
 Lamp Base: G9
 Input Voltage (V): 120

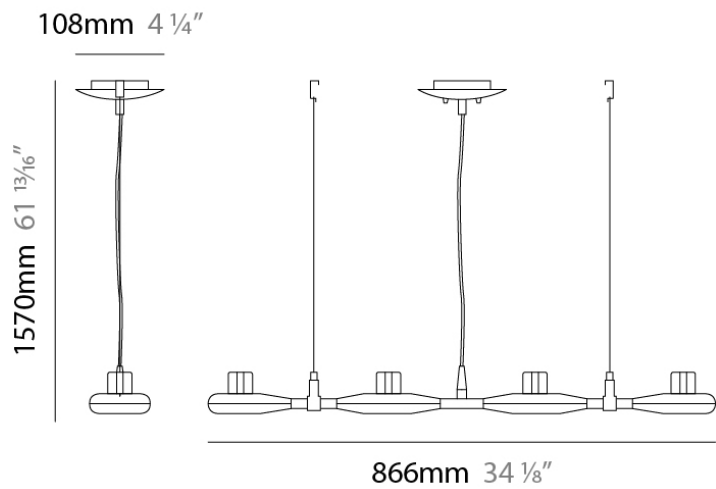
LED

OPTICAL

RATINGS AND CERTIFICATIONS

Certified By: CSA Certified to UL and CSA Standards
 IP rating: IP20

PROJECT	
TYPE	
NOTES	
QUANTITY	
DATE	



SPACE SURFACE

D93050

PROJECT	
TYPE	
NOTES	
QUANTITY	
DATE	

GENERAL

Series: Space
 Brand: Milan
 Division: Design
 Mounting Type: Surface
 Mounting Location: Wall
 Subcategory: Up/Down Light

PHYSICAL

Shape: Oblong
 Diameter (mm): 108
 Diameter (in): 4 ¼
 Height (mm): 70
 Height (in): 2 ¾
 Extension (mm): 159
 Extension (in): 6 ¼
 Light Distribution: Direct / Indirect
 Weight (kg): 1.4
 Weight (lbs): 3
 Diffuser: Glass sold Separately
 Fixture Finish: Metallic Gray
 Fixture Material: Glass / Aluminum

ELECTRICAL

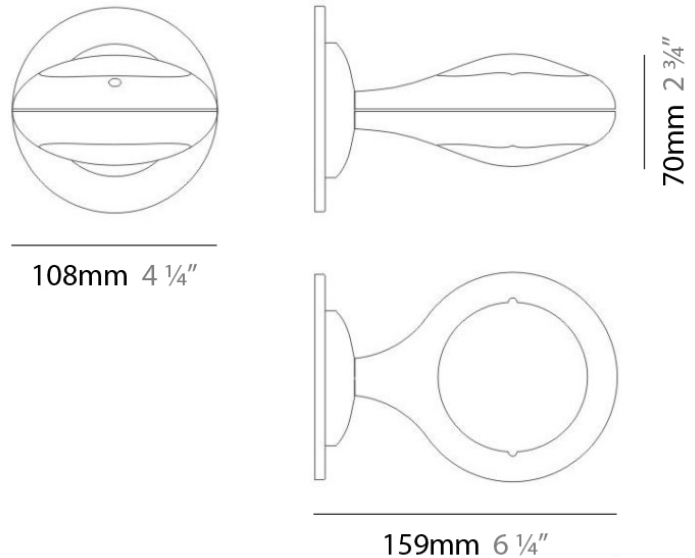
Number of Lamps: 1
 Lamp Type: LED Retrofit
 Lamp Shape: T4
 Bulb Included: Bulb Not Included
 Total Output Wattage (W): 3
 Max. Wattage Per Lamp (W): 3
 Lamp Base: G9
 Input Voltage (V): 120

LED

OPTICAL

RATINGS AND CERTIFICATIONS

Certified By: CSA Certified to UL and CSA Standards
 IP rating: IP20



SPACE SURFACE

D93051

PROJECT	
TYPE	
NOTES	
QUANTITY	
DATE	

GENERAL

Series: Space
 Brand: Milan
 Division: Design
 Mounting Type: Surface
 Mounting Location: Wall
 Subcategory: Up/Down Light

PHYSICAL

Shape: Oblong
 Diameter (mm): 108
 Diameter (in): 4 ¼
 Height (mm): 178
 Height (in): 7
 Extension (mm): 178
 Extension (in): 7
 Light Distribution: Direct / Indirect
 Weight (kg): 1.4
 Weight (lbs): 3
 Diffuser: Glass - Sold Separately
 Fixture Finish: Metallic Gray
 Fixture Material: Glass / Aluminum

ELECTRICAL

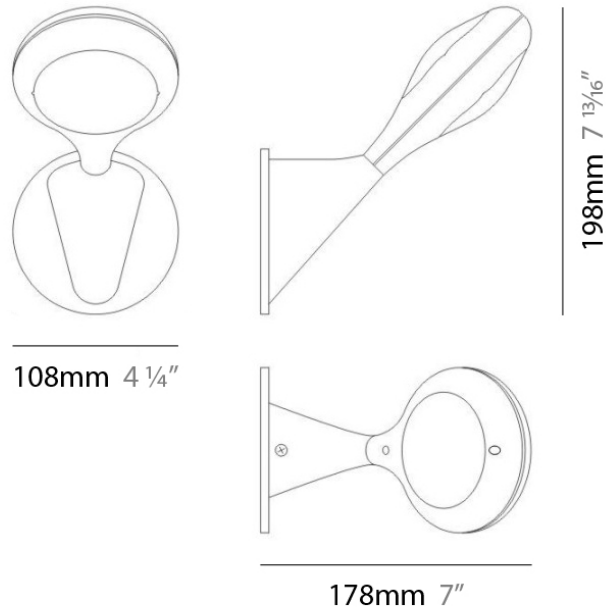
Number of Lamps: 1
 Lamp Type: LED Retrofit
 Lamp Shape: T4
 Bulb Included: Bulb Not Included
 Total Output Wattage (W): 3
 Max. Wattage Per Lamp (W): 3
 Lamp Base: G9
 Input Voltage (V): 120

LED

OPTICAL

RATINGS AND CERTIFICATIONS

Certified By: CSA Certified to UL and CSA Standards
 IP rating: IP20



SPACE SURFACE

D93052

PROJECT	
TYPE	
NOTES	
QUANTITY	
DATE	

GENERAL

Series: Space
 Brand: Milan
 Division: Design
 Mounting Type: Surface
 Mounting Location: Wall
 Subcategory: Downlight

PHYSICAL

Shape: Oblong
 Diameter (mm): 108
 Diameter (in): 4 ¼
 Height (mm): 178
 Height (in): 7
 Extension (mm): 178
 Extension (in): 7
 Light Distribution: Direct
 Weight (kg): 1.4
 Weight (lbs): 3
 Diffuser: Glass - Sold Separately
 Fixture Finish: Metallic Gray
 Fixture Material: Glass / Aluminum

ELECTRICAL

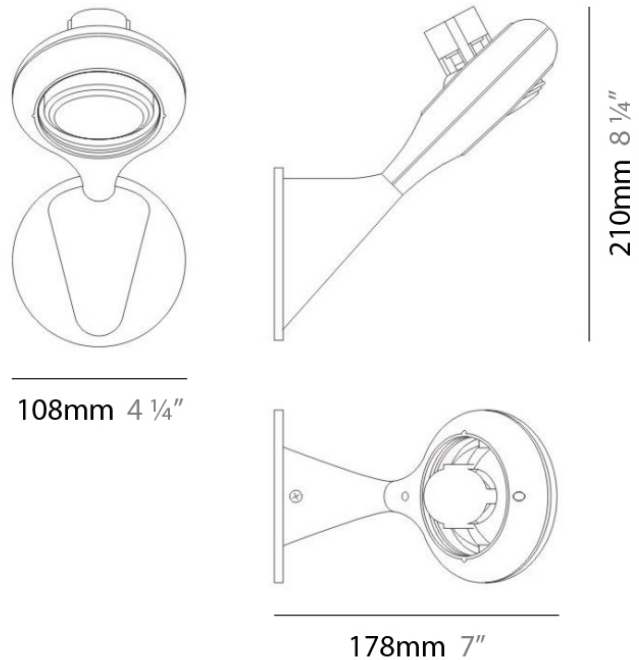
Number of Lamps: 1
 Lamp Type: LED Retrofit
 Lamp Shape: MR20
 Bulb Included: Bulb Not Included
 Total Output Wattage (W): 8
 Max. Wattage Per Lamp (W): 8
 Lamp Base: GU10
 Input Voltage (V): 120

LED

OPTICAL

RATINGS AND CERTIFICATIONS

Certified By: CSA Certified to UL and CSA Standards
 IP rating: IP20



SPACE RECESSED

D96001

PROJECT	_____
TYPE	_____
NOTES	_____
QUANTITY	_____
DATE	_____

GENERAL

Series: Space
Brand: Milan
Division: Design
Mounting Type: Recessed
Mounting Location: Ceiling
Subcategory: Downlight

PHYSICAL

Shape: Rectangle
Length (mm): 445
Length (in): 17 1/2
Width (mm): 150
Width (in): 6
Height (mm): 89
Height (in): 3 1/2
Light Distribution: Direct
Weight (kg): 3.2
Weight (lbs): 7
Diffuser: Glass - Sold Separately
Fixture Finish: Metallic Gray
Fixture Material: Metal

ELECTRICAL

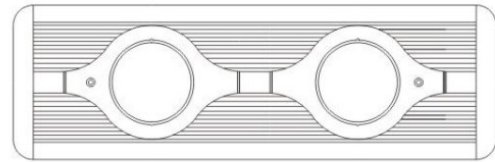

Number of Lamps: 2
Lamp Type: LED Retrofit
Lamp Shape: MR16
Bulb Included: Bulb Not Included
Total Output Wattage (W): 10
Max. Wattage Per Lamp (W): 5
Lamp Base: GU10

LED

OPTICAL

RATINGS AND CERTIFICATIONS

Certified By: CSA Certified to UL and CSA Standards
IP rating: IP20



150mm 6"



89mm 3 1/2"

445mm 17 1/2"



SPACE RECESSED

D96006

PROJECT	
TYPE	
NOTES	
QUANTITY	
DATE	

GENERAL

Series: Space
 Brand: Milan
 Division: Design
 Mounting Type: Recessed
 Mounting Location: Ceiling
 Subcategory: Downlight

PHYSICAL

Shape: Square
 Length (mm): 387
 Length (in): 15 1/4
 Width (mm): 387
 Width (in): 15 1/4
 Height (mm): 89
 Height (in): 3 1/2
 Light Distribution: Direct
 Weight (kg): 3.2
 Weight (lbs): 7
 Diffuser: Glass - Sold Separately
 Fixture Finish: Metallic Gray
 Fixture Material: Metal

ELECTRICAL

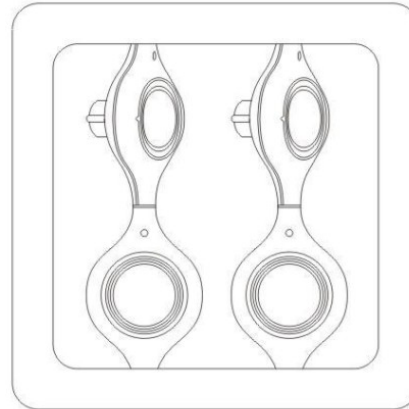

Number of Lamps: 4
 Lamp Type: LED Retrofit
 Lamp Shape: MR16
 Bulb Included: Bulb Not Included
 Total Output Wattage (W): 20
 Max. Wattage Per Lamp (W): 5
 Lamp Base: GU10
 Housing: Non - IC rated remodel housing is for use in non - insulated areas or where insulation is at least 3
 Input Voltage (V): 120

LED

OPTICAL

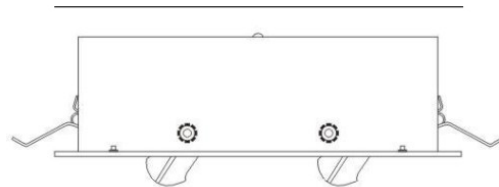
RATINGS AND CERTIFICATIONS

Certified By: CSA Certified to UL and CSA Standards
 IP rating: IP20



387mm 15 1/4"

387mm 15 1/4"



108mm 4 1/4"



SPACE RECESSED

D96008

GENERAL

Series: Space
Brand: Milan
Division: Design
Mounting Type: Recessed
Mounting Location: Ceiling
Subcategory: Downlight

PHYSICAL

Shape: Rectangle
Length (mm): 1208
Length (in): 47 ⁹/₁₆
Width (mm): 150
Width (in): 5 ⁷/₈
Height (mm): 92
Height (in): 3 ⁵/₈
Light Distribution: Direct
Weight (kg): 2.7
Weight (lbs): 6
Diffuser: Glass - Sold Separately
Fixture Material: Metal

ELECTRICAL

Number of Lamps: 2
Lamp Type: LED Retrofit / CFL
Bulb Included: Bulb Not Included
Total Output Wattage (W): 46 / 78
Max. Wattage Per Lamp (W): 23 / 39
Lamp Base: G5
Input Voltage (V): 120


LED

OPTICAL






































































RATINGS AND CERTIFICATIONS

Certified By: CSA Certified to UL and CSA Standards
IP rating: IP44

PROJECT	_____
TYPE	_____
NOTES	_____
QUANTITY	_____
DATE	_____













LEGEND

	floor-mounted		pivotal		special LED (upon request) RGB, RGBW, tunable, gold+, meat+, art+, fashion+
	wall and ceiling: recessed and surface mounted		rotating		warm dim / natural dimming LED
	ceiling-mounted and wall-mounted		illuminate tilted		rechargeable battery powered
	wall-mounted		color of suspension cable		fixture with natural vivid LED (upon request)
	omni-directional light distribution		length of suspension cable		color rendering index
	direct light distribution		reflector degree selection		color temperature
	direct/indirect light distribution		super spot		lumen (luminous flux)
	indirect light distribution		lens		efficacy (lumens per watt)
	asymmetric light distribution		lens pack		Unified Glare Rating (UGR) range from 5-40
	aura light distribution		shine ring		marine grade (AISI 316 stainless steel)
	round wall or ceiling cut-out		integrated shine ring with diffuser		walk on
	square wall or ceiling cut-out		free individual colors 01-29		drive on
	the supplied jig specifies the cutout dimensions		individual colors: 00 (free of charge), 01-25 (extra charge)		Dark Sky Compliance
	minimum distance (meters) lamp - object		luminaire part to be colored (F1)		Americans with Disabilities Act (less than 4" off the wall located between 27"-84" from floor)
	recessed depth		luminaire part to be colored (F2)		lamp protected against explosion
	ceiling thickness in mm		luminaire part to be colored (F3)		blown glass using traditional methods by master glass blower
	ceiling thickness selection		luminaire part to be colored (F4)		acoustic material
	dimmable DP (phase), DV (0-10V), DD (dali), DS (step-dim)		luminaire part to be colored (F5)		protection class I, protection insulation
	included or excluded LED driver/transformer/control gear		color of 3-circuit adaptor		protection class II, protection insulation
	separately switchable		indirect diffuser		ETL Certified to UL and CSA Standards
	sensor		direct diffuser		UL Certified to UL and CSA Standards
	remote control		ball-proof (upon request)		CSA Certified to UL and CSA Standards
	available upon request		accessory		Certified for North American Standards

IP RATING

	protected against ingress of solid bodies greater than 12.5mm (finger)
	protected against ingress of solid bodies greater than 2.5mm protected against sprays of water up to 60 degrees from the vertical (rain)
	protected against ingress of solid bodies greater than 1mm (wire) no protection against the ingress of moisture
	protected against ingress of solid bodies greater than 1mm (wire) protected against sprays of water up to 60 degrees from the vertical (rain)
	protected against ingress of solid bodies greater than 1mm (wire) protected against water splashed from all directions
	protected against limited ingress of dust (wet rooms/covered outdoor areas) protected against water splashed from all directions
	protected against ingress of dust protected against jets of water
	protected against ingress of dust protected against powerful jets of water or heavy seas
	protected against ingress of dust protected against immersion of water between 15cm - 1m for 30 minutes
	protected against ingress of dust protected against immersion of water under pressure for long periods

IK RATING

	protected against 0.14 joules impact (equivalent to 0.25kg mass dropped from 56mm above the surface)
	protected against 0.2 joules impact (equivalent to 0.25kg mass dropped from 80mm above the surface)
	protected against 0.35 joules impact (equivalent to 0.25kg mass dropped from 140mm above the surface)
	protected against 0.5 joules impact (equivalent to 0.25kg mass dropped from 200mm above the surface)
	protected against 0.7 joules impact (equivalent to 0.25kg mass dropped from 280mm above the surface)
	protected against 1 joules impact (equivalent to 0.25kg mass dropped from 400mm above the surface)
	protected against 2 joules impact (equivalent to 0.5kg mass dropped from 400mm above the surface)
	protected against 5 joules impact (equivalent to 1.7kg mass dropped from 300mm above the surface)
	protected against 10 joules impact (equivalent to 5.0kg mass dropped from 200mm above the surface)
	protected against 20 joules impact (equivalent to 5.0kg mass dropped from 400mm above the surface)